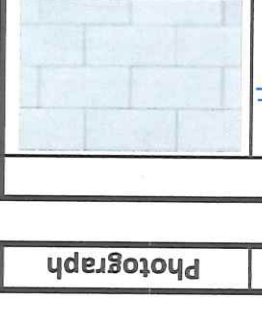
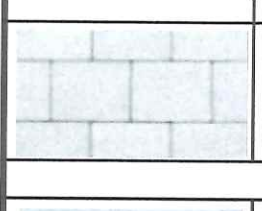
























1. PROPOSED SITE LAYOUT PLAN

SITE AREA: 1.076ha

| Drawn By: | Issue | Description | Date | Notes: | Authority | Scale @ A1 | Project Number | Drawing Title |
|-------------|-------|-------------|------|--|---|------------------------------------|------------------------------------|---------------------------|
| RS | First | Preliminary | - | Do not scale from drawings. All discrepancies to be reported to the architect immediately. All dimensions to be verified by contractor on site prior to any works. | AN LONG FORT CONNECTED Longford County Council | 1:500 | 18.01 | Proposed Site Layout Plan |
| Checked By: | | | | | | Issue Date | Client | Drawing Number |
| RS | | | | | | September 2018 | Longford County Council | 18.01.01 |
| | | | | | | Status | Project Address | Drawing Revision |
| | | | | | | PLANNING PURPOSES ONLY - PART VIII | Market Sq, Longford Town, Longford | First |

| No. | Location | Make | Model | Size (mm) | Colour | Product Link | Specification Link | Photograph |
|---------------------------|-----------------------------|------------------------|---|-----------------------------------|--|---|---|---|
| 1 | Pavements | Tobermore | Chieftan V55 | 800 x 400 x 100 | Silver | https://www.tobermore.co.uk/professional/products/block-paving/chieftan-v55/ | https://www.tobermore.co.uk/professional/wp-content/uploads/tobermore-chieftan-v55-specification-qb.pdf |  |
| | | Tobermore | Sienna Duo 60 | 173 x 173 x 60 and 208 x 173 x 60 | Silver | https://www.tobermore.co.uk/professional/products/block-paving/sienna/ | https://www.tobermore.co.uk/professional/wp-content/uploads/tobermore-sienna-specification-ni-rol.pdf |  |
| | | Tobermore | City Pave V55 | 300 x 150 x 100 | Graphite (Granite Finish) | https://www.tobermore.co.uk/professional/products/block-paving/city-pave-v55/ | https://www.tobermore.co.uk/professional/wp-content/uploads/tobermore-city-pave-v55-specification-ni-rol.pdf |  |
| | | Tobermore | Country Kerb & Edge | | Granite Aggregate | https://www.tobermore.co.uk/professional/products/kerbs-edging-channels/country-kerb-edge/ | https://www.tobermore.co.uk/professional/wp-content/uploads/tobermore-country-kerb-edge-specification-ni-rol.pdf |  |
| | | Tobermore | City Pave V55 | 300 x 150 x 100 | Graphite (Granite Finish) | https://www.tobermore.co.uk/professional/products/block-paving/city-pave-v55/ | https://www.tobermore.co.uk/professional/wp-content/uploads/tobermore-city-pave-v55-specification-ni-rol.pdf |  |
| | | Tobermore | City Pave V55 | 300 x 150 x 100 | Graphite (Granite Finish) | https://www.tobermore.co.uk/professional/products/block-paving/city-pave-v55/ | https://www.tobermore.co.uk/professional/wp-content/uploads/tobermore-city-pave-v55-specification-ni-rol.pdf |  |
| | | Tobermore | Tabletop / Roadways / | | Graphite (Granite Finish) | https://www.tobermore.co.uk/professional/products/block-paving/city-pave-v55/ | https://www.tobermore.co.uk/professional/wp-content/uploads/tobermore-city-pave-v55-specification-ni-rol.pdf |  |
| 2 STREET FURNITURE | | | | | | | | |
| A | Seating | Killeshal | Star Bench | 1700 x 1045 x 420 | Marfil White | https://killeshalrecast.co.uk/wp-content/uploads/KR01-KPC-Street-Furniture.pdf | https://killeshal.com/street-furniture/seeking/ |  |
| | | Casidy Brothers | Rossa | | Concrete Bench | https://www.casidybrothers.ie/wp-content/uploads/2017/05/R05SA-CONCRETE-BENCH-COMPRESSED.pdf | https://www.casidybrothers.ie/product-detail/rossa-concrete-bench/ |  |
| | | Harcast | HC2010DC (Double Collar) | 900 (High) | Jet Black - RAL 9005, Double Collar (Lower & Upper: Stainless Steel) | https://www.harcast.com/hc2010-collar-cap-bollard/ | https://www.harcast.com/wp-content/uploads/2013/01/Harcast-HC2010DC-Bollard.pdf |  |
| | | Bespoke | Information Point | 2200 (High) | Concrete / Corten | | |  |
| | | Bespoke | Information Point | 2200 (High) | Concrete / Corten | | |  |
| D | Tactile Paving | Facility Flooring | Tactile Paving Studs | Standard | Stainless Steel | https://facilityflooring.ie/product/tactile-paving/ | |  |
| E | Demarcation Studs | Facility Flooring | Low Domed Demarcation Studs | 90mm | Stainless Steel | https://facilityflooring.ie/product/tactile-paving/ | |  |
| F | Bicycle Stand | Harcast | HC2093 | | Stainless Steel | https://www.harcast.com/hc2093/ | https://www.harcast.com/hc2093/ |  |
| | | Harcast | HC2057 (Without Advertising Panel) - 120 litre - Jet Black (RAL 9005) | | Stainless Steel | https://www.harcast.com/hc2057-5litre/ | https://www.harcast.com/hc2057-5litre/ |  |
| G | Litter Bins | Harcast | HC2057 (Without Advertising) | 1240 x 480 | Jet Black - RAL 9005 (General Waste) / Yellow Green - RAL 6018 (Recycling Waste) | https://www.harcast.com/hc2057-5litre/ | https://www.harcast.com/wp-content/uploads/2013/01/Harcast-HC2057-Litter-Bin1.pdf |  |
| H | Pavement Signage | Bespoke (e.g. Cast.Ie) | Directional Plaque | c. 300 (Diameter) | Bronze | | https://en.wikipedia.org/wiki/Diana_Princess_of_Wales_Memorial_Walk |  |
| 3 TREES | | | | | | | | |
| A | Type | Native | | Mature (Min. 100mm Girth) | | | |  |
| B | Tree Protection | OMOS | circ Tree Gullie | 1200mm x 1200 | Black | https://omos.ie/circ/ | https://static.squarespace.com/static/517a7e35e4b0743cb96e99/52174d44b00b2259fd092/1377259864882/circ-c+data+sheet.pdf |  |
| C | Planter Boxes | Harcast | HC202 (Square Planter) | 850 (High) | Jet Black - RAL 9005 | https://www.harcast.com/planter-boxes-ireland-hc202/ | https://www.harcast.com/wp-content/uploads/2013/01/Harcast-HC202-Feature-Planter.pdf |  |
| 4 PUBLIC LIGHTING | | | | | | | | |
| A | Low Level - Street Lighting | Veelite | Vista LED - 2x73w (Tilted Both Sides) | 4000 (High) | Jet Black | https://www.litcheishop.com/exterior-roadway-lights/architectural-pole-light/ | https://www.litcheishop.com/content/uploads/334-Vista.pdf |  |
| | High Level Street Lighting | As Existing | | | | | |  |
| B | Columns/Wands | Veelite | Wand Series - LED - 33w | 4000mm | Stainless Steel | https://www.litcheishop.com/bollards-wands/stainless-steel-wand-max-6m-285/ | https://www.litcheishop.com/content/uploads/285-Wand-Stainless-Steel.pdf |  |