















Site Area: 01.105ha
 Scale: 1:500

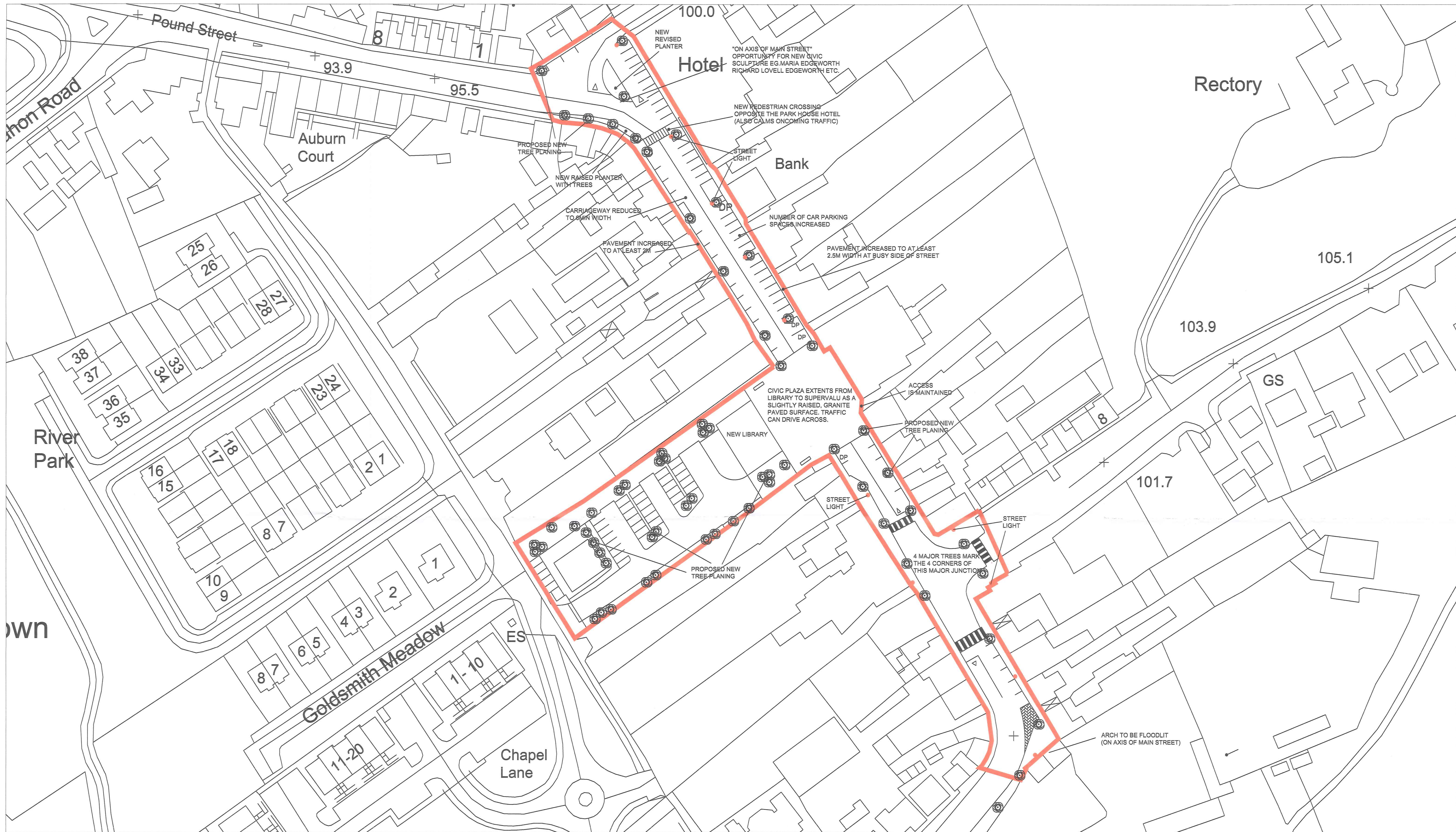


No.	Location	Make	Model	Size (mm)	Colour	Product Link	Specification Link	Photograph
1	SURFACING							
A	Pavements	Tobermore	Chiefram V55	800 x 400 x 100	Silver	https://www.tobermore.co.uk/professional/hr-oducts/block-paving/chiefram-v55/	https://www.tobermore.co.uk/professional/wp-content/uploads/tobermore-chiefram-v55-specification-rb.pdf	
		Tobermore	Sienna Duo 60	173 x 173 x 60 and 208 x 173 x 60	Silver	https://www.tobermore.co.uk/professional/hr-oducts/block-paving/sienna/	https://www.tobermore.co.uk/professional/wp-content/uploads/tobermore-sienna-specification-ni-roi.pdf	
B	Pavement Banding	Tobermore	City Pave V55	300 x 150 x 100	Graphite (Granite Finish)	https://www.tobermore.co.uk/professional/hr-oducts/block-paving/city-pave-v55/	https://www.tobermore.co.uk/professional/wp-content/uploads/tobermore-city-pave-v55-specification-ni-roi.pdf	
C	Pavement Kerling & Edging	Tobermore	Country Kerb & Edge		Granite Aggregate	https://www.tobermore.co.uk/professional/hr-oducts/kerbs-edging/country-kerb-edge/	https://www.tobermore.co.uk/professional/wp-content/uploads/tobermore-country-kerb-edge-specification-ni-roi.pdf	
D	Roadways / Tabletop	Tobermore	City Pave V55	300 x 150 x 100	Graphite (Granite Finish)	https://www.tobermore.co.uk/professional/hr-oducts/block-paving/city-pave-v55/	https://www.tobermore.co.uk/professional/wp-content/uploads/tobermore-city-pave-v55-specification-ni-roi.pdf	

2 STREET FURNITURE								
A	Seating	Killeshal	Star Bench	1700 x 1045 x 420	Marfil White	http://killeshalproject.co.uk/wp-content/procure/ukkol-kpc-Street-Furniture.pdf	https://killeshal.com/street-furniture/seating/	
		Cassidy Brothers	Rossa	Concrete Bench	Black (Natural Finish)	https://www.cassidybrothers.ie/wp-content/uploads/2017/05/ROSSA-CONCRETE-BENCH-COMPRESSSED.pdf	https://www.cassidybrothers.ie/product-detail/rossa-concrete-bench/	
B	Bollards	Hartecast	HC2010DC (Double Collar)	900 (High)	Jet Black - RAL 9005- Double Collar (Lower & Upper: Stainless Steel)	http://www.hartecast.com/hr-product-bollard/	http://www.hartecast.com/wp-content/uploads/2013/01/Hartecast-HC2010DC-Bollard.pdf	
C	Information Point	Bespoke	n/a	2200 (High)	Concrete / Corten			
D	Tactile Paving Studs	Facility Flooring	Tactile Paving Studs	Standard	Stainless Steel	http://facilityflooring.ie/product/tactile-paving/		
E	Demarcation Studs	Facility Flooring	Low Domed Demarcation Studs	90mm	Stainless Steel	http://facilityflooring.ie/product/tactile-paving/		
F	Bicycle Stand	Hartecast	HC2093	— HC2057 (Without Advertising Panel) — 120 Htre — Jet Black (RAL 9005)	Stainless Steel	http://www.hartecast.com/hr-c2093/	http://www.hartecast.com/hr-c2093/	
G	Litter Bins	Hartecast	HC2057 (Without Advertising)	1240 x 480	Jet Black - RAL 9005 (General Waste) / Yellow Green - RAL 6018 (Recycling Waste)	http://www.hartecast.com/hr-c2057-bin/	http://www.hartecast.com/wp-content/uploads/2013/01/Hartecast-HC2057-Litter-Bin-1.pdf	
H	Pavement Signage	Bepoke (e.g. Castle)	Directional Plaque	c. 300 (Diameter)	Bronze		https://en.wikipedia.org/wiki/Dunna_Princess_of_Wales_Memorial_Walk	

3 TREES								
A	Type	Native		Mature (Min. 100mm Girth)				
B	Tree Protection	OMOS	crit C Tree Grille	1200mm x 1200	Black	http://omos.ie/critc/	https://static.saucesoftware.com/static/512765354607538b8e9e9/652176d64e90b072590d09213177589e4882/dm-cvdmn-shield.pdf	
C	Planter Boxes	Hartecast	HC202 (Square Planter)	850 (High)	Jet Black - RAL 9005	http://www.hartecast.com/plastic-boxes-refernd-hc202/	http://www.hartecast.com/wp-content/uploads/2012/01/Hartecast-HC202-Feature-Planter.pdf	

4 PUBLIC LIGHTING								
A	Low Level - Street Lighting	Veelite	Vista LED - 2x73w (Tiled Both Sides)	4000 (High)	Jet Black	http://www.light.ie/shop/roadway-lights/architectural-pole-light/	http://www.light.ie/wp-content/uploads/2354-Vista.pdf	
	High Level Street Lighting	As Existing						
B	Columns/ Wands	Veelite	Wand Series - LED - 33w	4000mm	Stainless Steel	http://www.light.ie/shop/bollards-wands/stainless-steel-wand-max-6m-285/	http://www.light.ie/wp-content/uploads/235-Wand-Stainless-Steel.pdf	



Issue: First
 Date: January 2019

Notes:
 Do not scale from drawings.
 All discrepancies to be reported to the architect immediately.
 All dimensions to be verified by contractor on site prior to any works.

Authority:
 AN LONGFORD
 Longford County Council
 Comhairle Contae An Longfort
 CONNECTED
 People • Place • Opportunity

Scale @ A1: 1.500
 Location: Edgeworthstown

Drawing Title:
 Proposed Site Layout Plan
 Part VIII - Planning Purposes Only

Drawn By: RS
 Checked By: RS