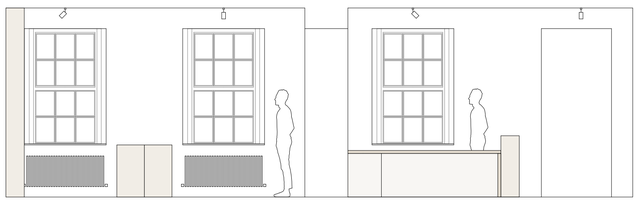

ELEVATION A

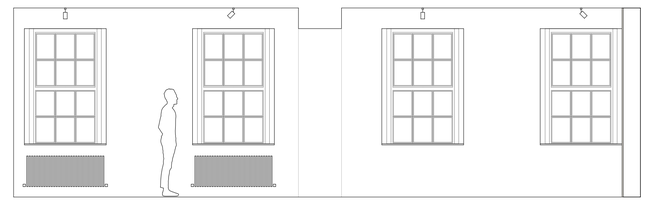

ELEVATION D

ELEVATION B

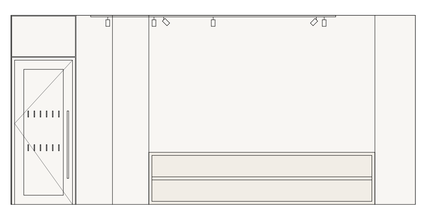

ELEVATION C

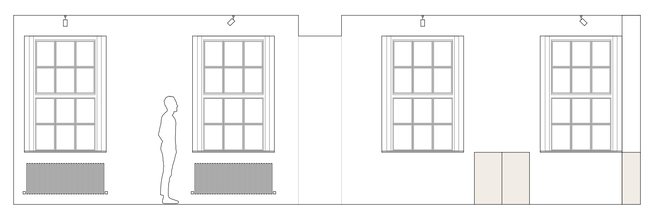

ELEVATION E

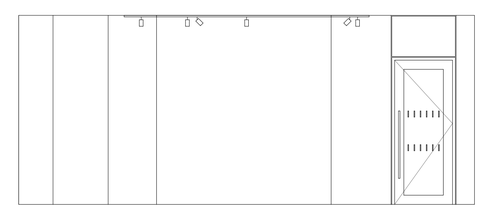

ELEVATION F

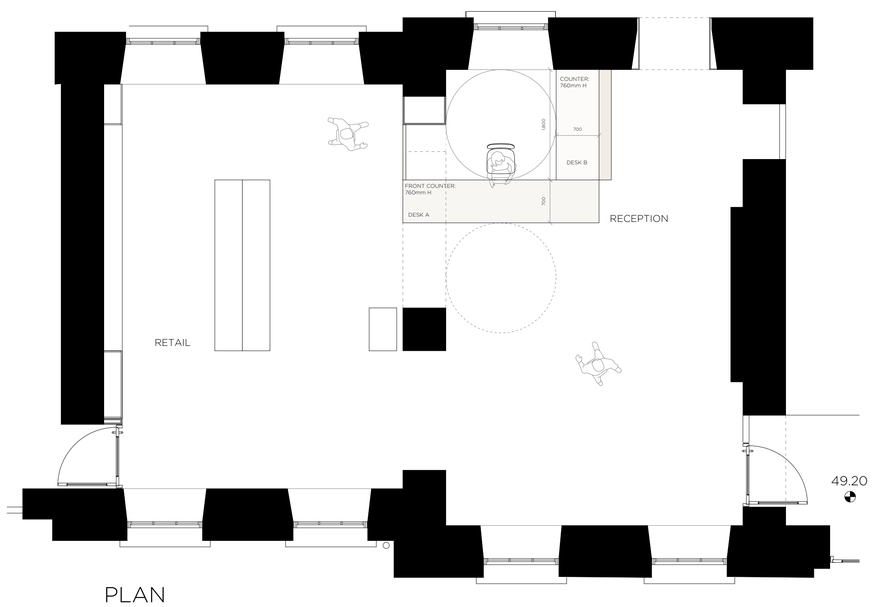

PLAN

RECEPTION / RETAIL _ PROPOSED

FINISHES SPECIFICATIONS:

(EW 01) Wall Type 01:
Existing external render retained. Allow for render repairs and 2 coats exterior masonry paint.
Isover Optima (or equivalent) metal studs and fixings applied internally to existing external wall following removal of existing linings
60mm Isover Comfort 32 (or equivalent) insulation with Isover Vario (or equivalent) membrane and tapes over
12.5mm Gyproc Habito (or equivalent) plasterboard with nominal 2mm plaster skim coat
2 coats Dolomper matt breathable interior paint. Colour to match Architect-selected heritage paint swatch.

(EW 02) Wall Type 02:
Existing limestone blocks retained. Allow for high pressure steam clean using DOFR system
Isover Optima (or equivalent) metal studs and fixings applied internally to existing external wall following removal of existing linings
60mm Isover Comfort 32 (or equivalent) insulation with Isover Vario (or equivalent) membrane and tapes over
12.5mm Gyproc Habito (or equivalent) plasterboard with nominal 2mm plaster skim coat
2 coats Dolomper matt breathable interior paint. Colour to match Architect-selected heritage paint swatch.

(IW 01) Wall Type 01 (30 minute fire rated):
Existing original masonry wall with lathe and plaster retained. Original internal plasterwork to be suitably made good and prepared for decoration.
Any/all voids at services penetrations, door frames and other openings to be filled with proprietary fire sealant to ensure integrity of compartment wall.
Rockwool (or equivalent) fire batt tightly fitted between any wall head and underside of roof structure to ensure integrity of compartment wall.
2 coats Dolomper matt breathable interior paint. Colour to match Architect-selected paint swatch.

(IW 02) Wall Type 02 (30 minute fire rated):
Internal wall with plastered finish. Refer to Wall Types drawing.

(IW 03) Wall Type 03 (60 minute fire rated):
Internal wall with plastered finish. Refer to Wall Types drawing.

(IW 04) Wall Type 04 (30 minute fire rated):
Internal wall, with veneered plywood finish. Refer to Wall Types drawing

(IW 05) Wall Type 05 (60 minute fire rated):
Internal wall, with veneered plywood finish. Refer to Wall Types drawing.

(IW 06) Wall Type 06 (30 minute fire rated):
Internal wall with tiled finish. Refer to Wall Types drawing.

(IW 07) Wall Type 07 (60 minute fire rated):
Internal wall with tiled finish. Refer to Wall Types drawing.

(FT 01) Floor Type 01 (Ground Bearing):
22mm Engineered hardwood T&G timber boards, fully adhered
75mm Screed / Underfloor Heating
170mm Rigid insulation (to achieve specified u-value)
150mm Reinforced Concrete Slab
Blinded Hardcore
50mm Binding over existing ground compacted

(FT 02) Floor Type 02 (Ground Bearing):
12mm Porcelain floor tiles 900x900mm, fully adhered
75mm Screed / Underfloor Heating
170mm Rigid insulation (to achieve specified u-value)
150mm Reinforced Concrete Slab
Blinded Hardcore
50mm Binding over existing ground compacted

(FT 03) Floor Type 03 (Ground Bearing):
3mm Linoleum sheet covering with welded joints, fully adhered
75mm Screed / Underfloor Heating
170mm Rigid insulation (to achieve specified u-value)
150mm Reinforced Concrete Slab
Blinded Hardcore
50mm Binding over existing ground compacted

(FT 04) Floor Type 04 (60 minute fire rated separating floor):
Carpet tiles fully adhered over 18mm plywood substrate
Nominal 50mm Screed / Underfloor Heating. Polytherm underfloor heating pipework on 20mm plywood.
170mm FB70 Insulteck (or equivalent) rock mineral fibre board, coated on one side with smoke and fire resistant sealant.
Cut to size, compression fitted with FS702 Intumastic (or equivalent) bonding.
Nominal 100mm void as indicated for services distribution and recessed electrical components.
Existing lathe and plaster ceiling. 2 coats Dolomper matt breathable interior paint. Colour to match Architect-selected paint swatch.

(FT 05) Floor Type 05 (60 minute fire rated separating floor):
12mm Porcelain floor tiles 900x900mm, fully adhered
Nominal 50mm Screed / Underfloor Heating. Polytherm underfloor heating pipework on 20mm plywood.
170mm FB70 Insulteck (or equivalent) rock mineral fibre board, coated on one side with smoke and fire resistant sealant.
Cut to size, compression fitted with FS702 Intumastic (or equivalent) bonding.
Nominal 100mm void as indicated for services distribution and recessed electrical components.
Existing lathe and plaster ceiling. 2 coats Dolomper matt breathable interior paint. Colour to match Architect-selected paint swatch.

(FT 06) Floor Type 06 (60 minute fire rated separating floor):
3mm Linoleum sheet covering with welded joints, fully adhered over 18mm plywood substrate
Nominal 50mm Screed / Underfloor Heating. Polytherm underfloor heating pipework on 20mm plywood.
170mm FB70 Insulteck (or equivalent) rock mineral fibre board, coated on one side with smoke and fire resistant sealant.
Cut to size, compression fitted with FS702 Intumastic (or equivalent) bonding.
Nominal 100mm void as indicated for services distribution and recessed electrical components.
Existing lathe and plaster ceiling. 2 coats Dolomper matt breathable interior paint. Colour to match Architect-selected paint swatch.

(CT 01) Ceiling Type 01 (Uppermost ceiling):
Existing roof joists
3 layers 100mm Rockwool Twinroll (or equivalent) stone wool insulation. Cut to size and compression fitted.
Nominal 50mm void as indicated for services distribution and recessed electrical components.
Existing lathe and plaster ceiling.
Allow for vertical cavity / fire barrier in accordance with manufacturer's installation details between existing wall head and underside of roof.
2 coats Dolomper matt breathable interior paint. Colour to match Architect-selected paint swatch.

(CT 02) Ceiling Type 02 (Intermediary ceiling):
Existing floor joists
Remove existing boarding and plaster layers and install Gyproc Casoline HF framing system.
2 layers 12.5mm Gyproc Fireline and plaster skim coat, applied as manufacturer's specification.
2 coats Dolomper matt breathable interior paint. Colour to match Architect-selected paint swatch.

JOINERYWORK ELEMENTS:

(SK 01) Skirtings (New):
New timber skirting profile to match existing in size and moulding detail
Allow for caulk filling at junctions with existing walls and primer coats.
2 coats eggshell paint, colour to match Architect selected paint swatch

(BL 01) Balustrades and Handrails (Original Retained):
Existing balustrades, handrails, spindles, newel posts and staircase features to be retained
Sand down to smooth finish, fill and make good as required.
2 coats lacquer to timber elements and 2 coats paint to metal elements, colour to match Architect selected stain swatch.

(D1 01) Internal Door (Type 01):
New internal glazed timber door 2 coats lacquer as per detail sheet.
Antique bronze ironmongery (pull handles, push/kick plates, closers, hinges) by Allgood.

(D1 02) Internal Door (Type 02):
New internal glazed timber door 2 coats lacquer as per detail sheet.
Antique bronze ironmongery (pull handles, push/kick plates, closers, hinges) by Allgood.

(D1 03) Internal Door (Type 03):
New internal solid timber door 2 coats lacquer as per detail sheet.
Antique bronze ironmongery (pull handles, push/kick plates, closers, hinges) by Allgood.

(D1 04) Internal Door (Type 04):
New internal solid timber door 2 coats lacquer as per detail sheet.
Antique bronze ironmongery (pull handles, push/kick plates, closers, hinges) by Allgood.

(D1 05) Internal Door (Type 05):
New internal WC timber door 2 coats lacquer as per detail sheet.
Antique bronze ironmongery (pull handles, push/kick plates, closers, hinges) by Allgood.

(D1 06) Internal Door (Type 06):
New internal double timber door 2 coats lacquer as per detail sheet.
Antique bronze ironmongery (pull handles, push/kick plates, closers, hinges) by Allgood.

(D1 07) Internal Door (Type 07):
New internal sliding timber door 2 coats lacquer as per detail sheet.
Antique bronze ironmongery (pull handles, push/kick plates) by Allgood.

(D1 08) Internal Door (Type 08):
New internal pivot timber door 2 coats lacquer as per detail sheet.
Antique bronze ironmongery (pull handles, push/kick plates, closers, pivot) by Allgood.

(ED 01) External Doors (Type 01):
68mm solid Oak door leaf with hardwood glazing beads. Double glazed toughened glass unit
105x47mm solid Oak frame incorporating 12mm door check detail. Spray applied clear lacquer finish throughout.
Head concealed cam action closing device.
Antique bronze ironmongery (pull handles, push/kick plates, closers, hinges) by Allgood.
Drop down weather seal to base and weather seals to frame.

(IS 01) Internal Screen (Type 01):
New hardwood framed glazed screen with 9mm toughened clear glazing.
2 coats eggshell paint, colour to match Architect selected paint swatch.

(W 01) External Window (Type 01):
Existing timber window frames to be retained.
Sash windows to be made fully operational as required.
Clear glazing (slimline double glazed units) fitted with linseed putty.
2 coats eggshell paint, colour to match Architect selected paint swatch.
Antique bronze window ironmongery (locks, stays, pulls)
Existing timber panelled interior shutters, liners and architraves to be retained.
Existing timber window decorative mouldings, including base coat and eggshell top coat.

(W 02) External Window (Type 02):
New timber sash windows to match existing windows, satinwood paint finish throughout.
Clear glazing (slimline double glazed units) fitted with linseed putty.
2 coats eggshell paint, colour to match Architect selected paint swatch.
Antique bronze window ironmongery (locks, stays, pulls)
Existing timber panelled interior shutters, liners and architraves to be retained.
Sand and fill in preparation decoration, including base coat and eggshell top coat.

0 — 5m
Scale

AN LONGFORT CONNECTED
People • Place • Opportunity
Comhairle Chontae An Longfoirt
Longford County Council

LEAD CONSULTANT / ARCHITECT:	ROBIN LEE ARCHITECTURE
QUANTITY SURVEYOR:	NOLAN CONSTRUCTION CONSULTANTS
STRUCTURAL & CIVIL ENGINEER:	MPA
MECHANICAL & ELECTRICAL ENGINEER:	DELAP & WALLER

Issue	Description	Date	Drawn	Check
T	TENDER	09.01.2026	OC	RL

USE FIGURED DIMENSIONS ONLY - DO NOT SCALE FROM DRAWING - ALL DIMENSIONS TO BE CHECKED ON SITE - DRAWING TO BE READ IN CONJUNCTION WITH RELEVANT CONSULTANT DRAWINGS - ANY DISCREPANCIES TO BE REPORTED TO THE ARCHITECT
COPYRIGHT ROBIN LEE ARCHITECTURE

TENDER

ROBIN LEE ARCHITECTURE
3 Stukeley Street
London
WC2B 5LB
T: 020 3368 6724
E: info@robinleearchitecture.com
W: www.robinleearchitecture.com

Project
CONNOLLY BARRACKS
LONGFORD

Client
LONGFORD COUNTY COUNCIL

Date: Jan 2026
Scale / Format: 1:50 / A1
Drawn / Checked: OC / RL

Drawing Name
Reception/Retail_Proposed

Project No.
24011

Drawing No.
D.670

Issue
T